



# Industry Exclusive Brand Fit Guide

**ULTRACLUB**  
UltraClub offers a universal fit that allows for all day comfort with ease of movement. It is built with everyday functionality in mind, for whatever the activity and event.



**TEAM 365**  
TEAM 365 focuses on true athletic outfitting. Our **ATHLETIC FIT** allows garments to move and flex comfortably with the athlete, keeping the coaching staff on task on the sidelines or the fans cheering comfortably in the bleachers.




**DEVON & JONES**


**ACTIVE FIT** (A): A slightly trimmer cut than classic fit for a clean professional look, without excess bulk.

**PERFECT FIT** (P): Our exclusive ladies' collection. Thoughtful designs that flatter every size and shape without any clinging in the wrong places.

**CLASSIC FIT** (C): A relaxed silhouette, straight cut throughout for conventional comfort and fit.



**HARRITON**  
Harriton's universal fit offers all day functional comfort fits that allow for ease of movement. Designed with light industrial and service environments in mind, Harriton garments are built to fit the everyday workplace, whatever the day requires.



**NORTH END. extreme. CORE 365.**

A current silhouette that suits everyday wear with an updated **TRADITIONAL FIT** to allow comfortable movement. Active inspired details and fabrics allow these garments to suit your everyday activities while creating an easy, professional look.



## Finding your perfect garment size is easy

### How to Measure

**CHEST:** Measure just under the arms, across fullest part of chest, around shoulder blades holding tape firm and level.

**WAIST:** Measure your natural waistline, keeping one finger between the tape and the waist.

**HIP:** Stand and measure around the fullest point of hips.

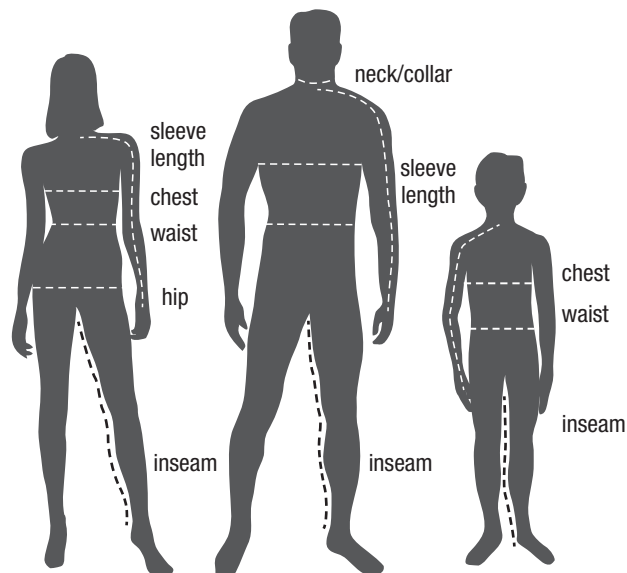
**SLEEVE LENGTH:** With arm relaxed at side and slightly bent, measure from center back neck, over the shoulder, down to the outer wrist.

**INSEAM:** Stand and measure from center crotch to bottom of ankle bone. (Please refer to specific style for garment inseam length.)

**UNISEX:** Men's medium is similar to ladies' large. Sleeve length will be about 1-1½" longer. Body of garment is not form fitting. Unisex medium is equivalent to men's medium through chest and sleeve length.

### TALL SIZES:

Men's garments have added length in the body and sleeves. Short-sleeves are 1" longer, long-sleeves and body length are 2" longer.



MEN'S GARMENT SIZE	XS	S	M	L	XL	2XL	3XL	4XL	5XL	6XL
Neck/Collar Size	13.5" - 14"	14.5" - 15"	15.5" - 16"	16.5" - 17"	17.5" - 18"	18.5" - 19"	19.5" - 20"	20.5" - 21"	21.5" - 22"	22.5" - 23"
Chest	32" - 34"	35" - 38"	39" - 41"	42" - 45"	46" - 49"	50" - 52"	53" - 56"	57" - 60"	61" - 64"	65" - 68"
Waist	26" - 28"	29" - 31"	32" - 34"	35" - 37"	38" - 41"	42" - 44"	45" - 47"	48" - 50"	51" - 53"	54" - 56"
Sleeve Length (Regular)	32.5" - 33"	33" - 33.5"	34" - 34.5"	35" - 35.5"	36" - 36.5"	37" - 37.5"	38" - 38.5"	38.5" - 39"	39" - 39.5"	39.5" - 40"
Sleeve Length (Tall)	32.5" - 33"	33" - 33.5"	34" - 34.5"	37" - 37.5"	38" - 38.5"	39" - 39.5"	40" - 40.5"	40.5" - 41"	41" - 41.5"	41.5" - 42"
LADIES' GARMENT SIZE	XS	S	M	L	XL	2XL	3XL	4XL		
Equivalent Ladies' Sizes	2-4	6-8	10-12	14-16	18	20	22	24		
Chest	31" - 32"	33" - 35"	36" - 38"	39" - 42"	43" - 45"	46" - 49"	50" - 53"	54" - 57"		
Waist	23" - 24"	25" - 27"	28" - 30"	31" - 32"	33" - 35"	36" - 38"	39" - 41"	42" - 44"		
Hip	33" - 34"	35" - 37"	38" - 40"	41" - 42"	43" - 45"	46" - 48"	49" - 51"	52" - 54"		
Sleeve Length	29.5" - 30"	30.5" - 31"	31.5" - 32"	32.5" - 33"	33.5" - 34"	34.5" - 35"	35" - 35.5"	35.5" - 36"		
YOUTH GARMENT SIZE	S (8)	M (10-12)	L (14-16)	XL (18-20)						
Chest	26" - 27"	28" - 30"	31" - 32"	33" - 34"						
Waist	23" - 24"	25" - 26"	27" - 28"	29" - 30"						
Sleeve Length	25" - 26.5"	26.5" - 28"	28" - 29.5"	29.5" - 31"						

# Icons at a glance

We've highlighted the best performance features and technical properties found in our innovative products with easy-to-understand icons. Here's an index of our icons, with brief explanations.

## Performance Icons



2 layers of fabric bonded together to provide structure or waterproof/breathable performance.



Waterproof and breathable membrane bonded between 2 fabrics.



Prevents odors through bacterial controlling fabric and yarn finishes.



Durable, soft fabric that resists pilling.



Reduces electrostatic charges produced during regular wear.



Access ports for personal audio device and headset.



Transfers moisture vapors to the outside of garments.



Uses yarn technology to absorb and neutralize odors.



Machine wash and tumble dry, needs little to no ironing.



Cotton/synthetic blend fabric with moisture-wicking properties.



Synthetic fabrics with moisture-wicking and anti-microbial properties.



Sleek, modern silhouette using tailoring techniques.



Transfers moisture to the outer surface.



Crisp collars always look sharp and professional.



Colors stay bright and vibrant.



Smooth fabric finishes without unsightly pills.



Garment maintains size and shape wash after wash.



Soft and luxurious with exceptional absorbency and durability.



Pulls moisture away from your body.



Night time visibility and increased safety.



Can be worn on either side of garment.



Fused with waterproof tape.



Protects from snags.



Protects from snags with heavier weight and added structure.



Fabric finish allows stains to detach easier.



Creates a barrier between fabric and staining agents to prevent set-in stains.



Stretch fabrics engineered for comfort and flexibility.



Reinforced seams to prevent distortion and retain seam integrity.



Advanced fiber technology provides accelerated moisture evaporation and efficient cooling.



Provides sun protection with rated Ultraviolet Protection Factor.



Provides sun protection with rated Ultraviolet Protection Factor.



Impedes moisture from penetrating garment for a period of time.



Fabric is finished to block moisture penetration along with sealed seams.



Constructed with a wind barrier.



Treated and cured shirt finish to prevent wrinkles.



Fabric relaxes to release any wrinkles.



Shirt finishing that resists wrinkles and holds shape.

## System Icons



Features detachable elements such as hoods.



Designed to allow easy embroidery access.



Designed to fold away into its own pocket.



Interchangeable with other INTERACTIVE garments.



Helps make embroidery easier.

## Category Icons



Made from organic, sustainable, renewable or recycled fibers.

## IL Rating Icons



Tested to 25, 50 or 75 industrial washes according to AATCC (American Association of Textile Chemists & Colorists) industry standards to help ensure longevity and durability.



## Matchables



Mix and match these polos, shirts and jackets. They are all easy to coordinate for a polished look in the office and casual comfort for your team.

## Temperature Icons\*



21°F to -32°F Temperature Range



31°F to -16°F Temperature Range



30°F to -6°F Temperature Range



45°F to 7°F Temperature Range










Specially engineered fabrics to offer cool-to-the-touch technology.










## Partner Icons









\*UTK temperature ranges are provided as a guideline only due to the variables contributing to each person's response to cold.

BRAND	GENDER	XXS	XS	S	M	L	XL	2XL	3XL	4XL	5XL	6XL
	Men's T-Shirt (Chest)			41"	43"	46"	49"	52"	55"	58"		
	Men's Mesh Tank (Chest)			44"	46"	49"	52"	55"	58"			
	Men's (Waist)		23"	25"	27"	30"	33"	36"	39"	42"		
	Ladies' (Chest)		32"	34"	36"	38"	40"	42"				
	Youth T-Shirt (Chest)		32"	35"	37"	39"	41"					
	Youth Mesh Tank (Chest)			33"	35"	37"	49"					
	Youth (Waist)		21"	22"	24"	26"	28"					
	Men's (Chest)			40"-42"	43"-45"	46"-48"	50"-52"	55"-57"	60"-62"	64.5"-66.5"		
	Men's (Chest) styles A123, A125, A195, A200, A201 only			43"-45"	46"-48"	49"-51"	52"-54"	55"-57"	58"-60"	61"-62"		
	Ladies' (Chest)			34.5"-35.5"	37.5"-38.5"	40.5"-41.5"	43.5"-44.5"	46.5"-47.5"	49.5"-50.5"			
	Ladies' (Chest) styles A222 & A235 only			36"-37"	38.5"-39.5"	41"-42"	44.5"-45.5"	48"-49"	51.5"-52.5"			
	Men's (Chest)		33"-36"	36"-37"	38.5"-39.5"	41"-42"	44.5"-45.5"	48"-49"	51.5"-52.5"			
	Men's (Inseam)		31"-32"	31"-32"	31"-32"	32"-33"	32.5"-33.5"	33.5"	33.5"			
	Men's Bottoms (Waist)		28"-30"	30"-32"	32"-34"	35"-38"	38"-41"	41"-44"	44-47"			
	Ladies' (Size)		2-4	4-6	8-10	12-14	16-18	20-22	24-26			
	Ladies' Bottoms (Waist)		23"-25"	26"-28"	28"-30"	30"-32"	32"-34"	34"-37"	37"-40"			
	Ladies' Bottoms (Inseam)		31"-32"	31"-32"	32"-33"	32.5"-33.5"	33.5"	33.5"	33.5"			
	Youth (Size)		4	6-8	10-12	14-16	18-20					
	Youth (Chest)		25"-26"	26"-28"	28"-30"	30"-32"	32"-35"					
Youth Bottoms (Waist)		24"-25"	25"-26"	26"-27"	27"-28"	28"-31"						
	Men's (Chest)		32"-34"	35"-37"	38"-40"	41"-43"	44"-46"	47"-48"	49"-50"			
	Men's (Waist)		25"-27"	28"-30"	31"-33"	34"-36"	37"-39"	40"-42"	43"-45"			
	Ladies' (Chest)		30"-31"	32"-33"	34"-35"	36"-38"	39"-40"	41"-42"				
	Ladies' (Waist)		23"-25"	25"-27"	27"-29"	29"-31"	31"-33"	34"-35"				
	Ladies' (Size)		00	4	6	8	10	12				
	Ladies' (Chest)		26"-28"	28"-30"	30"-32"	32"-34"	36"-38"	40"-42"	44"-46"			
	Unisex (Chest)		29"-31"	30"-32"	34"-36"	38"-40"	42"-44"	46"-48"	48"-50"	50"-52"		
	Youth (Chest)		21"	22"	23"	26"	27"	28"				
	Men's (Chest)			34"-36"	38"-40"	42"-44"	46"-50"	50"-52"	54"-56"	58"-60"	64"	
	Ladies' (Size)			0-2	4-6	8-10	12-14	16-18	18-20			
	Junior Ladies' Fit (Size)			34"-36"	38"-40"	42"-44"	46"-48"	50"-52"	54"-56"	58"-60"	64"	
	Youth (Size)			0-2	4-6	8-10	12-14	18-20	20-22			
	Adult (Waist)		24"-26"	28"-30"	32"-34"	36"-38"	40"-42"	44"-46"	48"-50"	52"-54"	56"-58"	
	Men's (Chest)		30"-32"	34"-36"	38"-40"	42"-44"	46"-48"	50"-52"	54"-56"	58"-60"	62"-64"	
	Ladies' (Size)			0-2	4-6	8-10	12-14	16-18	20-22	24-26		
	Juniors' (Size)			0-1	3-5	7-9	11-13	15-17	19			
	Youth (Size)			4-5	6-8	10-12	14-16	18-20				
	Men's (Chest)			34"-36"	38"-40"	42"-44"	46"-48"	50"-52"	54"-56"			
	Men's (Chest) style BP7006 only			41.5"-43.5"	45.5"-47.5"	49.5"-51.5"	53.5"-55.5"	57.5"-59.5"	61.5"-63.5"			
	Ladies' (Chest)			36"	40"	44"	48"	52"	56"			

BRAND	GENDER	XXS	XS	S	M	L	XL	2XL	3XL	4XL	5XL	6XL
	Men's (Chest)		32"-34"	34"-36"	38"-40"	42"-44"	46"-48"	50"-52"	54"-56"	58"-60"	62"-64"	
	Men's (Inseam)		28"	29"	30"	31"	32"	33"	33"	34"	34"	
	Men's Bottoms (Waist)		26"-28"	28"-30"	32"-34"	36"-38"	40"-42"	44"-46"	48"-50"	52"-54"	56"-58"	
	Ladies' (Chest)		30"-32"	32"-34"	34"-36"	36"-38"	38"-40"	42"-44"				
	Ladies' Bottoms (Waist)		24"-26"	26"-28"	28"-30"	30"-32"	32"-34"	36"-38"				
	Ladies' Bottoms (Inseam)		28"	28"	29"	29"	30"	30"				
	Youth (Size)		2/4	6/8	10/12	12/14	18/20					
	Youth (Chest)		24"-26"	26"-28"	28"-30"	30"-32"	32"-34"					
	Youth Bottoms (Waist)		20"-22"	22"-24"	24"-26"	26"-28"	28"-30"					
 BAYSIDE MADE IN THE USA	Adult (Chest)			36"	40"	44"	48"	52"	56"	60"	64"	
 BELLA+CANVAS LOS ANGELES	Men's/Unisex (Chest)		31"-34"	34"-37"	38"-41"	42"-45"	46"-49"	50"-53"	54"-57"	58"-61"		
	Ladies' Jersey & Rib (Size)			2-4	6-8	8-10	10-14	14-18				
	Ladies' Relaxed (Size)			2-6	6-10	10-14	14-18	18-22				
	Ladies' Slouchy (Size)			2-4	6-10	10-14	14-18	18-20				
	Ladies' Flowy (Size)		0-2	2-4	6-10	10-14	14-18	18-20				
	Boxy (Size)			2-6	6-10	10-18						
	Girls' (Size)			6-8	10-12	14-16						
	Youth (Size)			6-8	10-12	14-16						
 BURNSIDE	Men's (Chest)			38"-40"	41"-43"	44"-46"	47"-49"	50"-52"	54"-56"			
	Men's (Waist)		30"-32"	32"-34"	34"-36"	36"-38"	38"-40"	40"-42"				
	Men's (Waist) style B8800 only			32"	34"	36"	38"	40"	42"			
	Ladies' (Chest)		34"-36"	36"-38"	38"-40"	41"-43"	44"-46"	47"-49"	50"-52"			
	Ladies' (Waist)		29"	30.5"	34.5"	37.5"	40.5"	43.5"	46.5"			
	Men's (Chest)		32"-34"	34"-36"	38"-40"	42"-44"	46"-48"	50"-52"	54"-56"	58"-60"	62"-64"	
	Men's (Inseam)		28"	29"	30"	31"	32"	33"	33"	34"	34"	
	Men's Bottoms (Waist)		26"-28"	28"-30"	32"-34"	36"-38"	40"-42"	44"-46"	48"-50"	52"-54"	56"-58"	
	Youth (Size)		2/4	6/8	10/12	12/14	18/20					
	Youth (Chest)		24"-26"	26"-28"	28"-30"	30"-32"	32"-34"					
	Youth Bottoms (Waist)		20"-22"	22"-24"	24"-26"	26"-28"	28"-30"					
	Men's (Chest)		30"-32"	34"-36"	38"-40"	42"-44"	46"-48"	50"-52"	54"-56"			
	Men's (Waist)		24"-26"	28"-30"	32"-34"	36"-38"	40"-42"	44"-46"	48"-50"			
	Ladies' (Chest)		30"-32"	32.5"-34.5"	35"-37"	37.5"-39.5"	40"-42"	42.5"-44.5"	45"-47"			
	Ladies' (Waist)			24.5"-26.5"	27"-29"	29.5"-32.5"	33"-36"	36.5"-39.5"				
	Youth (Size)			8	10-12	14-16	18-20					
	Men's (Chest)			34"-36"	38"-40"	42"-44"	46"-48"	50"-52"	54"-56"	58"-60"		
	Ladies' (Size)			2-4	6	8-10	12-14	16-18				
	Youth (Size)		2-4	6-8	10-12	14-16						

BRAND	GENDER	XXS	XS	S	M	L	XL	2XL	3XL	4XL	5XL	6XL
 Columbia	Men's (Chest)		32"-35"	35"-38"	38"-41"	42"-45"	46"-49"	50"-53"	54"-57"			
	Ladies' (Size)		2	4-6	8-10	12-14	16-18					
	Ladies' (Chest)		32"-33"	34"-35"	36"-37.5"	39"-40.5"	42"-44.5"	43"-45"				
COMFORT COLORS®	Men's (Chest)			37"-45.5"	41"-47.5"	45"-50.5"	49"-53"	53"-56"	56"			
	Ladies' (Size)		0-2	4-6	8-10	12-14	18-20	20-22				
	Junior Ladies' Fit (Size)			0-2	4-6	8-10	12-14	16-18	18-20			
	Youth (Size)		2-4	6-8	10-12	14-16	18-20					
 Dickies	Men's (Chest)			34"-36"	38"-40"	42"-44"	46"-48"	50"-52"	54"-56"	58"-60"	62"-64"	
	Ladies' (Chest)			34"-35"	36"-37.5"	38.5"-40.5"	41.5"-44"	46"-48"	49"-51"	52"-54"	55"-57"	58"-60"
 DRI-DUCK	Men's (Chest)			34"-36"	38"-40"	42"-44"	46"-48"	50"-52"	54"-56"	58"-60"	62"-64"	66"-68"
	Ladies' (Size)			4-6	8-10	12-14	16-18	20-22	24-26			
 eCONSCIOUS	Men's (Chest)		33"-36"	35.25"-40"	38.25"-44"	41.25"-48"	44.25"-51"	47.25"-54"	57"			
	Ladies' (Chest)			33"-35"	35"-38"	38.5"-42"	42"-43.5"	45"-47.5"	51"			
 FRUIT OF THE LOOM	Men's (Chest)			34"-36"	38"-40"	42"-44"	46"-48"	50"-52"	54"-56"	58"-60"	62"-64"	66"-68"
	Ladies' (Size)			4-6	8-10	12-14	16-18	20-22	24-26			
	Youth (Size)		2-4	6-8	10-12	14-16	18-20					
 GILDAN®	Men's (Chest)			34"-36"	38"-40"	42"-44"	46"-50"	50"-52"	54"-56"	58"-60"	62"-64"	
	Ladies' (Size)			0-2	4-6	8-10	12-14	18-20	20-22	24-26		
	Junior Ladies' (Size)			0-2	4-6	8-10	12-14	16-18	18-20			
	Youth (Size)		2-4	6-8	10-12	14-16						
	Youth (Size) G200B/G240B/G500B		6-8	10-12	14-16	18-20	22-24					
 Hanes	Men's (Chest)		30"-32"	34"-36"	38"-40"	42"-44"	46"-48"	50"-52"	54"-56"	58"-60"	62"-64"	66"-68"
	Men's (Waist)			28"-30"	32"-34"	36"-38"	40"-42"	44"-46"	48"-50"			
	Ladies' (Size)		0-2	4-6	8-10	12-14	16-18	20-22	24-26			
	Youth (Size)		2-4	6-8	10-12	14-16	18-20					
 HOLLOWAY	Adult (Chest)	26"/28"	30"/32"	34"/36"	38"/40"	42"/44"	46"/48"	50"/52"	54"/56"	58"/60"	62"/64"	66"/68"
	Adult (Waist)	22"/23"	24"/26"	28"/30"	32"/34"	36"/38"	40"/42"	44"/46"	48"/50"			
	Ladies' (Size)		0/2	4/6	8/10	12/14	16/18	20/22	24/26			
	Ladies' (Chest)		31"/33"	33"/35"	36"/38"	38"/40"	41"/43"	44"/46"	48"/50"			
	Ladies' (Waist)		25"/26"	27"/28"	29"/30"	31"/32"	33"/34"	35"/36"	38"/40"			
	Youth (Size)			6/8	10/12	14/16	18/20					
	Youth (Chest)			26"/27"	28"/29"	30"/31"	32"/33"					
	Youth (Waist)			22"/23"	24"/25"	26"/27"	28"/30"					
 J-AMERICA	Men's (Chest)	32"-35"	35"-39"	40"-45"	44"-48"	48"-51"	50"-54"	52"-57"	56"-60"			
	Ladies' (Chest)		28"-37"	34"-39"	36"-41"	38"-43"	40"-45"	42"-49"	44"-53"			
	Unisex (Chest)		45"	47"	49"	51"	53"	55"				
	Youth Glitter T-Shirt			26.5"	28.5"	30.5"						
	Gameday Jersey		43"	45"	47"	49"	51"	53"				
	Youth Gameday Jersey			32"	34"	36"						

BRAND	GENDER	XXS	XS	S	M	L	XL	2XL	3XL	4XL	5XL	6XL
	Men's (Chest)			34"-36"	38"-40"	42"-44"	46"-48"	50"-52"	54"-56"	58"-60"	62"-64"	
	Ladies' (Size)			4-6	8-10	12-14	16-18	20-22	24-26			
	Youth (Size)		2-4	6-8	10-12	14-16	18-20					
	Adult (Chest)			34"-36"	38"-40"	42"-44"	46"-48"	50"-52"	54"-56"	58"-60"	62"-64"	66"-68"
	Ladies' (Size)			2-4	6	8-10	12-14	16-18	20-22			
	Curvy Ladies' (Size)						1 (14-16)	2 (18-20)	3 (22-24)	4 (26-28)		
	Juniors' (Size)			0-3	5-7	7-9	11-13	13-15				
	Girls' (Size)		4-6	7-8	10-12	14	16					
	Youth (Size)		2-4	6-8	10-12	14-16	18-20					
	Men's (Chest)		33"-35"	36"-38"	39"-41"	42"-45"	46"-49"	50"-53"	54"-57"			
	Ladies' (Size)		4-6	6-8	8-10	12-14	14-16					
	Men's/Unisex (Chest)		33"-35"	35"-38"	38"-41"	43"-44"	45"-48"	48"-52"	53.5"-56"	60"		
	Ladies' Fitted (Chest)			29.5"	31.5"	33.5"	36.5"	39.5"				
	Ladies' Fitted (Size)			0-2	2-4	4-6	8-10	12				
	Ladies' Relaxed (Chest)		30"	32"	34"	36"	39"	42"	45.5"			
	Ladies' Relaxed (Size)		0-2	2-4	4-6	8-10	12-14	14-16	18-20			
	Ladies' Dolman/Flowy (Chest)		35"	37"	38"	40"	44"	47"	50"			
	Ladies' Dolman/Flowy (Size)		2-6	4-8	6-10	8-12	12-16	18-20	20-24			
	Boys/Youth (Size)		4/5	6/7	8	10/12	14/16					
	Girls' (Size)		3/4	6/6x	7/8	10/12	14/16					
	Men's Joggers (Waist)			29"	31"	33"	35"	37"				
	Men's Joggers (Inseam)			30"	30"	30"	30.5"	31"				
	Ladies' Joggers (Waist)		26.5"	28.5"	30.5"	32.5"	34.5"	36.5"				
	Ladies' Joggers (Inseam)		27.75"	28.25"	28.25"	28.25"	28.75"	29.5"				
	Adult (Chest)			34"-36"	38"-40"	42"-44"	46"-48"	50"-52"	54"-56"			
	Ladies' (Size)			2-4	4-6	8-10	12-14	16-18	20-22			
	Juniors' (Size)			0-3	5-7	7-9	11-13	13-15				
	Youth (Size)		2-4	6-8	10-12	14-16						
THREADFAST APPAREL	Men's/Unisex (Chest)		30"-32"	34"-36"	38"-40"	42"-44"	46"-48"	50"-52"	54"-56"			
	Ladies' Modern (Size)			2-6	6-10	10-14	14-18	18-20				
	Ladies' Relaxed (Size)			2-6	6-10	10-14	14-18	18-20				
	Ladies' Active (Size)			2-4	6-8	8-10	10-14	14-18				
	Adult (Chest)			34"-36"	38"-40"	42"-44"	46"-48"	50"-52"	54"-56"	58"-60"	62"-64"	
	Youth (Size)		2-4	6-8	10-12	14-16						
VAN HEUSEN	Men's (Chest)		41.5"	45.5"	49.5"	53.5"	57.5"	61.5"	65.5"	69.5"	73.5"	
	Ladies' (Chest)		37.75"	39.75"	41.75"	44.75"	48.75"	52.75"				